

# Informit Health Collection: search, save, and manage results

## Search tips

- ❖ Use **Advanced Search** mode.
- ❖ Search using **keywords only**; thesaurus is not supported
- ❖ Consider using **synonyms**, British/American spelling variations, and singular/plural terms
- ❖ **Combine terms** using Boolean operators AND, OR, NOT (must be in capitals):
  - AND -- finds both terms in a record
  - OR -- finds both or either term in a record
  - NOT -- finds one term but not any other in a record
- ❖ Use **brackets** to construct a more precise search; terms within brackets are searched first.
- ❖ **Enclose** search in quotation marks for exact matches, e.g. "war and peace"
- ❖ **Truncation** [\*] will find variations of your search term:
  - electr\* -- finds "electric", "electricity", "electron", "electrolysis", "electrocute" etc.
  - fav\*rite -- finds favourite, favorite
- ❖ **Wildcard**[?] substitutes a single character:
  - use? -- finds "user", "used", "uses"
  - wom?n -- finds "woman" or "women"
- ❖ **Wildcard** [?] and truncation [\*] together:
  - pro?ect\* -- finds "project", "projects", "protected", "protection" etc.
- ❖ **Do not use \* or ? wildcards at the start of a term** or within quotations marks
- ❖ **Limit results to:**
  - Full text (not recommended)
  - Only content I have access to (not recommended)
  - Resource type, for example: journal
  - Publication date
  - Peer reviewed.

**Advanced Search**

ADVANCED SEARCH   CITATION SEARCH   SEARCH HISTORY   SAVED SEARCH

Searching **Health Collection** [CHANGE DATABASES](#)

indigenous OR aborigine\*   All Fields

AND   Australia\* OR "Northern Territory" OR "Alice Springs"   All Fields

AND   "child abuse" OR "child sexual abuse"   All Fields

**Limit Search:**  Full Text    Open Access    Peer Reviewed

**Resource Type:** Match Any   [Select all/Clear all](#)

Journal    Database    Image    Book    Report    Video and Sound

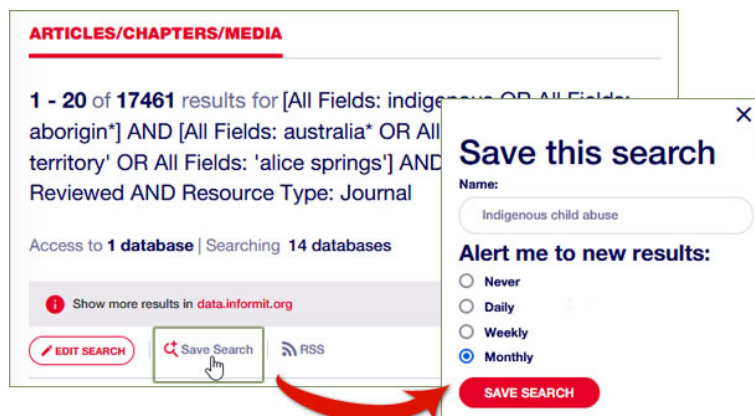
**SEARCH**

## Informit Health Collection: search, save, and manage results

### Save your search

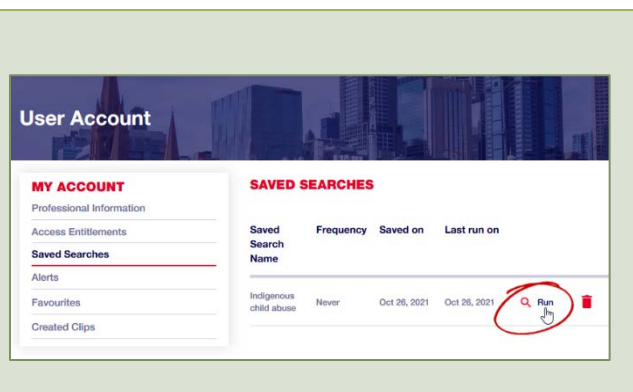
1. Go to *Save Search* on the results display (located above result #1)
2. If you are not logged in you will be prompted to do so, or to create an account if you don't have one\*
3. Give your search a meaningful name and select alert frequency.

\* A free personal account allows you to save your searches and access them later.



### Run a saved search

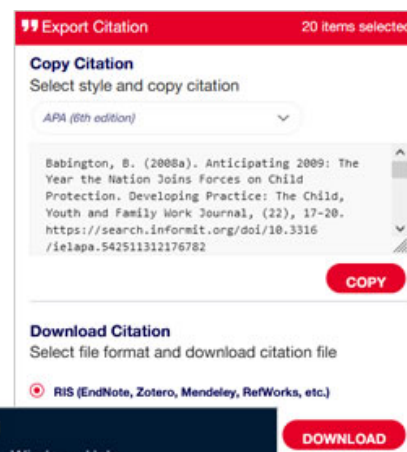
1. Log in to your individual user account
2. Go to your *Account* settings
3. Select *Saved Searches*
4. Select *Run* for the search you wish to load.



### Export results into EndNote

Results exported from Informit may contain PDFs.

1. Select result(s) to be exported or choose *Select All*
2. Select *Export Citations*
3. Choose your preferred style, and select *RIS* format
4. Select *Download* and save the file
5. Open EndNote
6. Go to *File/Import/File* and *Choose* your saved file
7. Set *Import option* to Reference Manager RIS
8. Select *Import*.



### More help

- ❖ Go to [Ask a Librarian on the Library website](#)
- ❖ [Literature Search support](#) at the Library
- ❖ Fact Sheet no.1: [Databases, and planning a search](#)

